



ZERON  
NEW LIGHT NEW LIFE

## Recessed Downlight

ZERN-S02CX



3.000K    4.000K    5.000K    6.000K

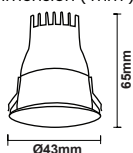
### ■ Specification

Daya (W)	Input Voltage	Frequency Amp	LED Efikasi	Total Lumen	CRI	Temperatur Warna	Proteksi	Beam Angle	Material
5W	AC100-240V	50/60Hz	110Lm/W	3.080Lm	>80Ra <i>Optional (&gt;90Ra, &gt;95Ra)</i>	3000K/4000K/5000K/6000K	IP65	15°/24°/38°/60°	Die Casting Aluminium
7W	AC100-240V	50/60Hz	110Lm/W	4.400Lm	>80Ra <i>Optional (&gt;90Ra, &gt;95Ra)</i>	3000K/4000K/5000K/6000K	IP65	15°/24°/38°/60°	Die Casting Aluminium
9W	AC100-240V	50/60Hz	110Lm/W	5.280Lm	>80Ra <i>Optional (&gt;90Ra, &gt;95Ra)</i>	3000K/4000K/5000K/6000K	IP65	15°/24°/38°/60°	Die Casting Aluminium
12W	AC100-240V	50/60Hz	110Lm/W	7.920Lm	>80Ra <i>Optional (&gt;90Ra, &gt;95Ra)</i>	3000K/4000K/5000K/6000K	IP65	15°/24°/38°/60°	Die Casting Aluminium
15W	AC100-240V	50/60Hz	110Lm/W	8.800Lm	>80Ra <i>Optional (&gt;90Ra, &gt;95Ra)</i>	3000K/4000K/5000K/6000K	IP65	15°/24°/38°/60°	Die Casting Aluminium

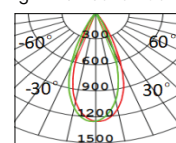
Model : ZERN-S02CX-5W



Dimension ( mm )



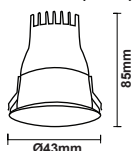
Light Distribution Curve



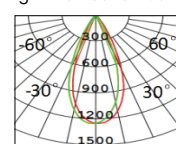
Model : ZERN-S02CX-7W



Dimension ( mm )



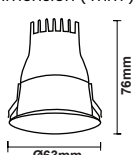
Light Distribution Curve



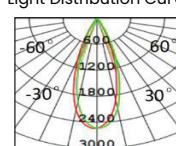
Model : ZERN-S02CX-9W



Dimension ( mm )



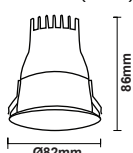
Light Distribution Curve



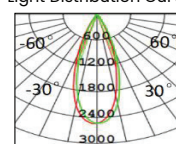
Model : ZERN-S02CX-12W



Dimension ( mm )



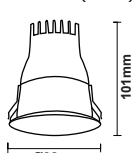
Light Distribution Curve



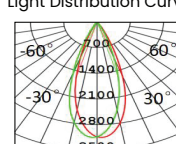
Model : ZERN-S02CX-15W



Dimension ( mm )



Light Distribution Curve



\* Easy maintenance

- Modular LED for easy replacement
- Opening and closing possible of LED module part and power supply part
- Customizable beam angle
- Temperature max 50°

